

**CENTRAL UNION SCHOOL DISTRICT
RESOLUTION #S-09-11-2023**

**BEFORE THE BOARD OF TRUSTEES
OF THE CENTRAL UNION SCHOOL DISTRICT
KINGS COUNTY, CALIFORNIA**

**A RESOLUTION
REGARDING THE GANN AMENDMENT**

WHEREAS, in November 1979, the California electorate did adopt Proposition 4, commonly called the Gann Amendment, which added Article XIIB to the California Constitution; and



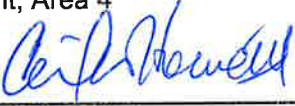
WHEREAS, the provisions of that article establish maximum appropriation limitations, commonly called "Gann Limits" for public agencies, including Central Union School District; and

WHEREAS, The Central Union School District must establish a Gann Limit for the 2022-2023 fiscal year and estimate a limit for 2023-2024 in accordance with the provisions of Article XIIB and applicable statutory law;


NOW THEREFORE BE IT RESOLVED, that the Central Union School District does provide public notice that attached calculations and documentation of the Gann limits for the 2022-2023 and the 2023-2024 fiscal years are made in accord with applicable constitutional and statutory law; and

BE IT FURTHER RESOLVED that the Superintendent provided copies of the resolution along with appropriate attachments to interested citizens of this District.

The foregoing Resolution, **#S-09-11-2023**, was adopted at a regular meeting of the Board of Trustees of the Central Union Elementary School District on this 11th day of September 2023, by the following vote:

	AYE	NO	ABSTAIN	ABSENT
 Dale Davidson, Area 1	<input checked="" type="checkbox"/>	<input type="checkbox"/>	<input type="checkbox"/>	<input type="checkbox"/>
 Jeffrey Gilcrease, Area 2	<input checked="" type="checkbox"/>	<input type="checkbox"/>	<input type="checkbox"/>	<input type="checkbox"/>
<hr/> Vacant, Area 3	<input type="checkbox"/>	<input type="checkbox"/>	<input type="checkbox"/>	<input type="checkbox"/>
<hr/> Vacant, Area 4	<input type="checkbox"/>	<input type="checkbox"/>	<input type="checkbox"/>	<input type="checkbox"/>
 Ceil Howe, III, Area 5	<input checked="" type="checkbox"/>	<input type="checkbox"/>	<input type="checkbox"/>	<input type="checkbox"/>

I, Jeffrey Gilcrease, Clerk of the Board of Trustees of the Central Union School District, do hereby certify that the foregoing Resolution was regularly introduced, passed and adopted by the Board of Trustees at its meeting held on September 11, 2023.


 Jeffrey Gilcrease, Clerk
 Board of Trustees
 Central Union School District
 Kings County, California

	2022-23 Calculations			2023-24 Calculations		
	Extracted Data	Adjustments*	Entered Data/Totals	Extracted Data	Adjustments*	Entered Data/Totals
	2021-22 Actual			2022-23 Actual		
A. PRIOR YEAR DATA						
2021-22 Actual Appropriations Limit and Gann ADA are from district's prior year Gann data reported to the CDE)						
1. FINAL PRIOR YEAR APPROPRIATIONS LIMIT (Preload/Line D11, PY column)	13,446,763.12		13,446,763.12			14,395,468.56
2. PRIOR YEAR GANN ADA (Preload/Line B3, PY column)	1,604.52		1,604.52			1,597.10
ADJUSTMENTS TO PRIOR YEAR LIMIT						
3. District Lapses, Reorganizations and Other Transfers						
4. Temporary Voter Approved Increases						
5. Less: Lapses of Voter Approved Increases						
6. TOTAL ADJUSTMENTS TO PRIOR YEAR LIMIT (Lines A3 plus A4 minus A5)			0.00			0.00
7. ADJUSTMENTS TO PRIOR YEAR ADA (Only for district lapses, reorganizations and other transfers, and only if adjustments to the appropriations limit are entered in Line A3 above)						
B. CURRENT YEAR GANN ADA						
2022-23 data should tie to Principal Apportionment Data Collection attendance reports and include ADA for charter schools reporting with the district)						
1. Total K-12 ADA (Form A, Line A6)	1,597.10		1,597.10	1,704.35		1,704.35
2. Total Charter Schools ADA (Form A, Line C9)	0.00		0.00	0.00		0.00
3. TOTAL CURRENT YEAR P2 ADA (Line B1 plus B2)			1,597.10			1,704.35
C. CURRENT YEAR LOCAL PROCEEDS OF TAXES/STATE AID RECEIVED						
TAXES AND SUBVENTIONS (Funds 01, 09, and 62)						
1. Homeowners' Exemption (Object 8021)	24,041.55		24,041.55	7,060.00		7,060.00
2. Timber Yield Tax (Object 8022)	0.00		0.00	0.00		0.00
3. Other Subventions/in-Lieu Taxes (Object 8029)	86.74		86.74	0.00		0.00
4. Secured Roll Taxes (Object 8041)	890,778.05		890,778.05	832,862.00		832,862.00
5. Unsecured Roll Taxes (Object 8042)	54,546.37		54,546.37	55,734.00		55,734.00
6. Prior Years' Taxes (Object 8043)	33,410.87		33,410.87	0.00		0.00
7. Supplemental Taxes (Object 8044)	37,543.87		37,543.87	34,200.00		34,200.00
2022-23 Actual						
2022-23 P2 Report						
2023-24 P2 Estimate						
2023-24 Budget						

	2022-23 Calculations			2023-24 Calculations		
	Extracted Data	Adjustments*	Entered Data/Totals	Extracted Data	Adjustments*	Entered Data/Totals
8. Ed. Rev. Augmentation Fund (ERAF) (Object 8045)	(169,624.58)		(169,624.58)	(289,401.00)		(289,401.00)
9. Penalties and Int. from Delinquent Taxes (Object 8048)	0.00		0.00	0.00		0.00
10. Other In-Lieu Taxes (Object 8082)	0.00		0.00	0.00		0.00
11. Comm. Redevelopment Funds (objects 8047 & 8625)	14,639.03		14,639.03	8,317.00		8,317.00
12. Parcel Taxes (Object 8621)	0.00		0.00	0.00		0.00
13. Other Non-Ad Valorem Taxes (Object 8622) (Taxes only)	0.00		0.00	0.00		0.00
14. Penalties and Int. from Delinquent Non-LCFF Taxes (Object 8629) (Only those for the above taxes)	0.00		0.00	0.00		0.00
15. Transfers to Charter Schools in Lieu of Property Taxes (Object 8096)						
16. TOTAL TAXES AND SUBVENTIONS (Lines C1 through C15)	885,421.90	0.00	885,421.90	648,772.00	0.00	648,772.00
OTHER LOCAL REVENUES (Funds 01, 09, and 62)						
17. To General Fund from Bond Interest and Redemption Fund (Excess debt service taxes) (Object 8914)	0.00		0.00	0.00		0.00
18. TOTAL LOCAL PROCEEDS OF TAXES (Lines C16 plus C17)	885,421.90	0.00	885,421.90	648,772.00	0.00	648,772.00
EXCLUDED APPROPRIATIONS						
19a. Medicare (Enter federally mandated amounts only from objs. 3301 & 3302; do not include negotiated amounts)			306,616.00			312,748.00
19b. Qualified Capital Outlay Projects						
19c. Routine Restricted Maintenance Account (Fund 01, Resource 8150, Objects 8900-8999)	955,515.28		955,515.28	800,000.00		800,000.00
OTHER EXCLUSIONS						
20. Americans with Disabilities Act						
21. Unreimbursed Court Mandated Desegregation Costs						
22. Other Unfunded Court-ordered or Federal Mandates						
23. TOTAL EXCLUSIONS (Lines C19 through C22)	955,515.28	0.00	1,262,131.28	800,000.00	0.00	1,112,748.00
STATE AID RECEIVED (Funds 01, 09, and 62)						
24. LCFF - CY (objects 8011 and 8012)	18,561,501.00		18,561,501.00	19,551,005.00		19,551,005.00
25. LCFF/Revenue Limit State Aid - Prior Years (Object 8019)	6,406.00		6,406.00	22,438.00		22,438.00
26. TOTAL STATE AID RECEIVED (Lines C24 plus C25)	18,567,907.00	0.00	18,567,907.00	19,573,443.00	0.00	19,573,443.00
DATA FOR INTEREST CALCULATION						
27. Total Revenues (Funds 01, 09 & 62; objects 8000-8799)	38,956,888.46		38,956,888.46	36,704,064.84		36,704,064.84

	2022-23 Calculations			2023-24 Calculations		
	Extracted Data	Adjustments*	Entered Data/Totals	Extracted Data	Adjustments*	Entered Data/Totals
28. Total Interest and Return on Investments (Funds 01, 09, and 62; objects 8660 and 8662)	380,197.71		380,197.71	100,000.00		100,000.00
D. APPROPRIATIONS LIMIT CALCULATIONS	2022-23 Actual					
PRELIMINARY APPROPRIATIONS LIMIT	2023-24 Budget					
1. Revised Prior Year Program Limit (Lines A1 plus A6)			13,446,763.12			14,395,468.56
2. Inflation Adjustment			1.0755			1.0444
3. Program Population Adjustment (Lines B3 divided by [A2 plus A7]) (Round to four decimal places)			0.9954			1.0672
4. PRELIMINARY APPROPRIATIONS LIMIT (Lines D1 times D2 times D3)			14,395,468.56			16,044,954.33
APPROPRIATIONS SUBJECT TO THE LIMIT			885,421.90			648,772.00
5. Local Revenues Excluding Interest (Line C18)			191,652.00			204,522.00
6. Preliminary State Aid Calculation			14,772,177.94			16,508,930.33
a. Minimum State Aid in Local Limit (Greater of \$120 times Line B3 or \$2,400; but not greater than Line C26 or less than zero)			14,772,177.94			16,508,930.33
b. Maximum State Aid in Local Limit (Lesser of Line C26 or Lines D4 minus D5 plus C23; but not less than zero)						
c. Preliminary State Aid in Local Limit (Greater of Lines D6a or D6b)						
7. Local Revenues in Proceeds of Taxes			154,315.56			46,873.76
a. Interest Counting in Local Limit (Line C28 divided by [Lines C27 minus C28] times [Lines D5 plus D6c])			1,039,737.46			695,645.76
b. Total Local Proceeds of Taxes (Lines D5 plus D7a)			14,617,862.39			16,462,056.57
8. State Aid in Proceeds of Taxes (Greater of Line D6a, or Lines D4 minus D7b plus C23; but not greater than Line C26 or less than zero)			1,262,131.28			
9. Total Appropriations Subject to the Limit			14,395,468.56			
a. Local Revenues (Line D7b)						
b. State Subventions (Line D8)						
c. Less: Excluded Appropriations (Line C23)						
d. TOTAL APPROPRIATIONS SUBJECT TO THE LIMIT (Lines D9a plus D9b minus D9c)						
10. Adjustments to the Limit Per Government Code Section 7902.1 (Line D9d minus D4)			0.00			
SUMMARY	2022-23 Actual					
11. Adjusted Appropriations Limit	2023-24 Budget					

	2022-23 Calculations			2023-24 Calculations		
	Extracted Data	Adjustments*	Entered Data/Totals	Extracted Data	Adjustments*	Entered Data/Totals
(Lines D4 plus D10)			14,395,468.56			16,044,954.33
12. Appropriations Subject to the Limit			14,395,468.56			
(Line D9d)						
* Please provide below an explanation for each entry in the adjustments column.						
			559-924-3405 x 2620 Contact Phone Number			
Teresa Santamaria, CBO Gann Contact Person						